

**IME.CC700 Clear Coat Anti-Graffiti****IME.CC700 / AU****Product Information****Product Description:**

IME.CC700 Clear Coat Anti-Graffiti is a two component Polyurethane Clear Coat designed to give excellent flow, distinctness of image (DOI), durability and graffiti resistance. IME.CC700 is used for Industrial OEM and aftermarket repairs with excellent air and force-dry capabilities. IME.CC700 creates a protective barrier against Graffiti.

**Surfaces:**

Surfaces coated with PU Topcoat Binders IME.TB500/10/11/12/20/40/43

**Preparation:**

Primer – wet on wet or sanded followed by PU Topcoat.

Wet on wet: After 1 hour until 24 hours (air-dry at 20°C) or until 12 hours (force-dry 30 – 40mins at 60°C).

Sanding is required: After 24 hours (air-dry 20°C) or after 12 hours (force-dry 30 – 40mins at 60°C).

More Detailed information go-to Preparation and Pre-treatment on Icris/CRS or website [www.valsparindustrialmix.com](http://www.valsparindustrialmix.com))

Material Description	Application Method	Minimum DFT µm	Maximum DFT µm	Minimum WFT µm	Maximum WFT µm
IME.CC700	Spray	40µm	60µm	50µm	80µm

**Cleaning: (If necessary)**

Surface must be dry and free from any contamination, e.g. oil, grease, release agents. Degrease with IME.AD690 Silicon remover.

For wet on wet application until 12 hours do not use any cleaning products.

(More Detailed information go-to cleaning processes on Icris/CRS or website [www.valsparindustrialmix.com](http://www.valsparindustrialmix.com))









**Physical properties:**

Chemical base	Polyurethane
Density (kg/l)	1,051
Volume Solids (%)	37%
Weight solids (%)	55%
Flash point	30.5°C
Pot life (+20°C)	Approx. 4 hours
Shelf life	Min. 24 month under normal storage conditions and unopened tins
Coverage (m²/kg)	Approx. 9.5m² (at 40µm dry film thickness)
Gloss	High Gloss >90 Gloss/60°
Color	Transparent
Temperature Stability	Dry Heat up to 120°C
VOC (g/l)	Max. 520g/l (VOC: 2004/42/II B(e)(840)520)
Processing temperature	+10°C till max. +40°C, max. Humidity 65%

## IME.CC700 Clear Coat Anti-Graffiti

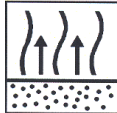





## IME.CC700 / AU

### APPLICATION DATA

	<b>Wet on Wet Application:</b>	Until 24 hours air-dry 20°C or Until 12 hours force-dry 60°C - without sanding.	
	<b>Sanding:</b> (If necessary)	24 hours after air-dry at 20°C, or after 12 hours force-dry at 60°C Older Surfaces: Abrade with Scotch-Brite Fine/Ultra Fine is required.	
	<b>Cleaning:</b> (If necessary)	IME.AD690 Silicon Remover Valspar Wax and Grease Remover Surface must be dry and free from any contamination	
	<b>Mix stick:</b>  Use the Mixing stick <b>M1 2:1</b> (74-201 = 1:1/2:1)		
	<b>Mixing ratio with Activator and Reducer:</b> (By volume)	IME.CC700 Clear Coat Anti-Graffiti IME.AU570 PU Activator (for Clear Coat)  IME.RS603 Universal Reducer Fast or IME.RS605 Universal Reducer Medium or IME.RS607 Universal Reducer Slow	2 parts 1 part    + 10 - 20%
	<b>Viscosity:</b> 20 – 22 sec. (DIN4/20°C)		
	<b>Gravity or Suction Feed:</b> Nozzle set Spray gun "High pressure" Spray gun "Reduce pressure" HVLP (Air cap pressure) Airless/Airmix Pressure Pot	1.3 – 1.5 mm 3.0 – 4.5 bar (42 – 65 psi) 1.5 – 2.5 bar (21 – 36 psi) 0.7 bar (10 psi) maximum See info manufacturer 1.0 – 1.5mm	
	<b>Application:</b>  <b>Film Thickness:</b> (Recommended 40 – 60µm)	<b>Option 1:</b> ½ coat followed by 1 full coat  40 – 50µm	<b>Option 2:</b> 1 closed light coat followed by 1 full coat  50 – 60µm

## IME.CC700 Clear Coat Anti-Graffiti

## IME.CC700 / AU

	Between coats at 20°C:	2 – 5 minutes	5 – 10 minutes
	Before baking at 20°C:	5 minutes	5 minutes
	Air-dry at 20°C:	<b>Dust Free:</b> 1 – 1½ hours <b>Dry to assembly:</b> 7 – 8 hours <b>Dry:</b> 12 – 16 hours	
	Force-dry at 60°C – 70°C:	40 – 50 minutes 60°C object temperature	
	IR-dry:	5 – 10 minutes Flash-off time 10 – 15 minutes Short wave  (The panel must not reach a temperature above 90°C)	
	Use suitable respiratory protection (we recommend the use of a fresh air supply respirator).		
	Polish:	Dust and minor imperfections can be polished out after the stated air-dry times have been reached, or after a full bake at 60°C object temperature, followed by a cool down of the object to ambient temperature. Before polishing, make sure the surface is well cured. Follow the instructions of the polish manufacturer.	
	<b>Precautions:</b> During application all health and safety measures referring to the use and handling of coating materials are to be observed, e. g. existing regulations issued by the trade associations in the Chemical Industry. For Health and Safety information please refer the Material Safety Datasheet (MSDS). Information also available on our webpage: <a href="http://www.valsparindustrialmix.com">www.valsparindustrialmix.com</a>		
	<b>Note:</b> The products listed are intended only for the professional user and for professional use. All recommendations in words and writing given on the use of our products to customers or users are not binding and do not give reasons for secondary obligations resulting from the bill of sale. Every care is taken to ensure that the technical information provided is accurate and up to date according to the present state of knowledge in science and our experience. These recommendations do not, however, exempt the customer from autonomously checking whether our products are suitable for the intend purpose. The durability of the coating system largely depends on the thorough preparation of the surface. Furthermore our universal terms of delivery and payment are applicable.		
	With the publication of this Technical Data Sheet all previous versions regarding this product are no longer valid.		